



Conic Tables

Design by PearsonLloyd

Conic's range of low level tables work effortlessly with both the Conic and Open ranges given that they share a common design language.

The beautifully simple Polished Chrome wire base offers a light functional structure, that allows the tables to work effortlessly in a multitude of environments.



A636-24RD



A636-21SS



A638-36RD



A638-32SS



A639-4128S



Design PearsonLloyd

Luke Pearson and Tom Lloyd first met while studying Furniture Design and Industrial Design respectively, at London's prestigious Royal College of Art. They set up their multi award winning design studio in 1997. Since then the studio has created stunning

solutions for a variety of international clients from the aviation, workplace, urban design and healthcare sectors identifying and responding to shifting patterns of behaviour in contemporary life.

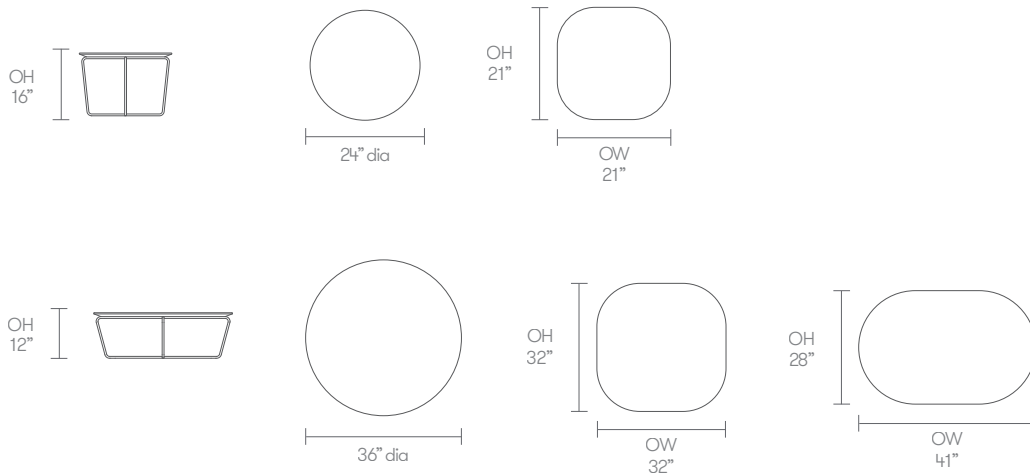
Standard Features

- (* - Selected models only)
- 1" laminate faced MDF top with a clear finish edge profile
- 1" laminate faced top
- Wire frame
- Plastic glides

Optional Features

- Range of top shapes including: soft square, circular and soft rectangular
- Edge reference 11 or 69 on laminate faced tops*

Dimensions



Finish Options

Wire Frames available in all Standard metal finishes.

Table tops are available in a range of laminate from the Allermuir standard collection.

Laminate tops featuring a Reference 37 or 11 edge profile can be stained

Metal Finishes



Polished Chrome / Aluminum



White



New Black



Soft Gold



Soft Silver



Dark Bronze



Deep Mulberry

Edge Stains

Standard



Clear

Optional



Solid White




Solid Black




Espresso

Grade A Solid Surfaces



Lava Rock



Cameo White



Linen



Canyon



Nocturne

Global Laminates



Fog



Dark Chocolate



Fossil



Diamond Black



Mouse



Sarum Gray



Storm



Brite White




Chestnut Woodline



Oiled Walnut



White Ash



Ebony



Smoky Brown Pear



Millennium Oak



Natural Ash



Planked Coffee Oak

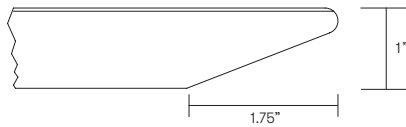
Note: Color images are for reference only. Please verify with actual color sample.

Edge References



Edge Detail # 11

1" MDF core, specified laminate face and counterbalance with convex edge. The edge is clear finish as standard or can be stained.



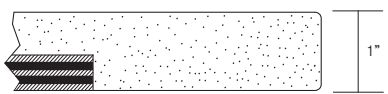
Edge Detail # 37

HPL laminate over a 1" MDF core counter balanced. The edge is cut back with a chamfer. The edge is clear finish as standard or can be stained.



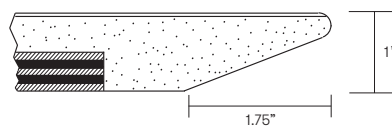
Edge Detail # 69

HPL laminate over a 1" MDF core with matching or solid PVC edge.



Edge Detail # 80

Solid surface 1" thick backed with hardwood plywood.



Edge Detail # 82

Solid surface 1" thick backed with hardwood plywood.

Note: Color images are for reference only. Please verify with actual color sample.